

NCIS FACT SHEET

Drug-related deaths in New Zealand in 2017

478

drug-related deaths
in 2017

9 deaths

per week
on average

13.6%

of all reportable
deaths in 2017

Cases are considered drug-related where the death was due to external causes, and where drugs made a contribution to death.

Drug-related deaths occurred in a higher proportion of males than females. The majority of male deaths occurred in those aged 35 - 44 years, and females in those aged 45 - 54 years.

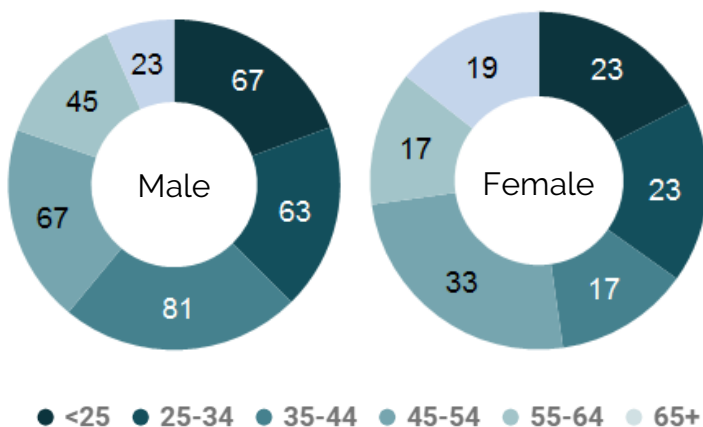


Figure 1. Frequency of drug-related deaths by age group and sex, 2017

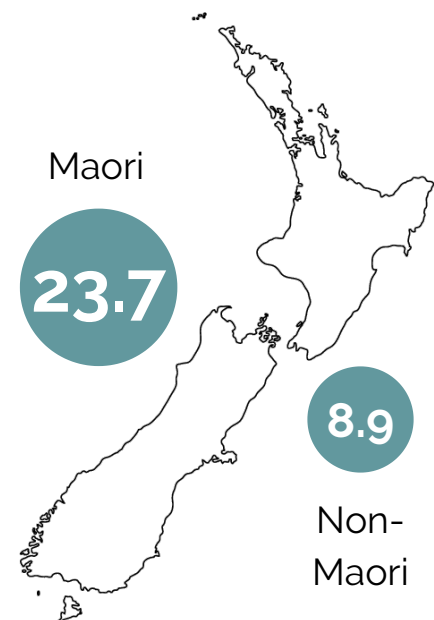


Figure 2. Rates of drug-related deaths per 100,000 by ethnicity, 2017

The national rate of drug-related deaths was 11.0 deaths per 100,000 population. Drug-related deaths of Maori people was higher than the national rate, at 23.7 deaths per 100,000 (Figure 2).

41.4%

*of all drug-related deaths occurred in
people aged between 35 and 54 years*

Figure 3 shows drug-related deaths by contribution to death. Alcohol was the most frequently identified drug involved in drug-related deaths.

Primary contribution relates to cases where drug toxicity was the primary cause of death. **Secondary** contribution relates to cases where drugs contributed to a death caused by another form of injury (such as drowning or a vehicle incident).

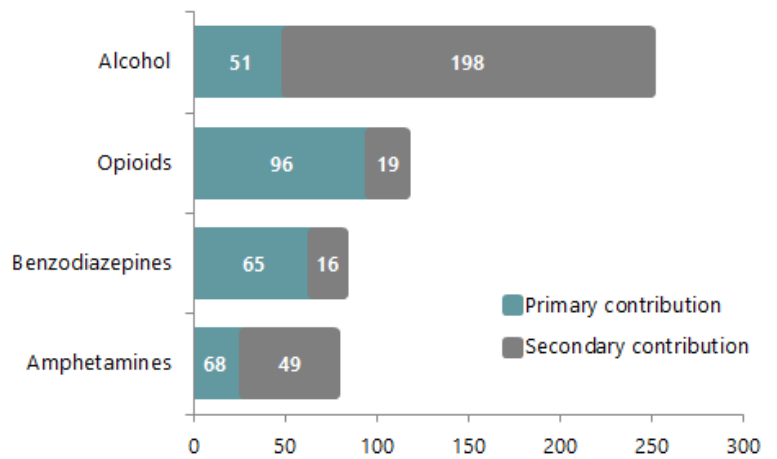
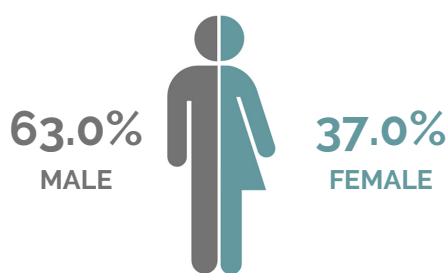
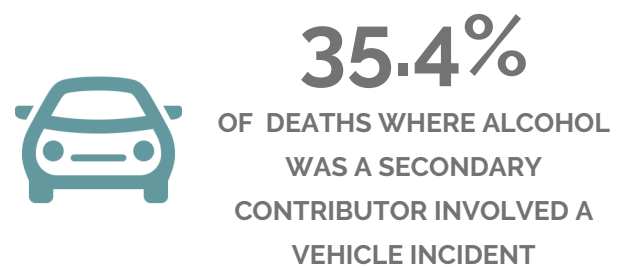
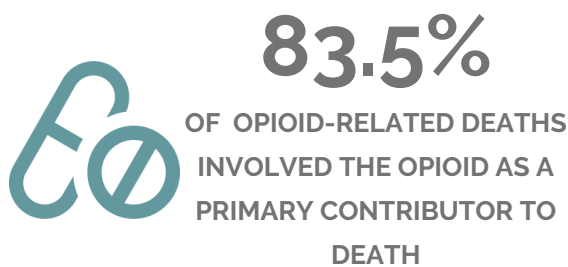
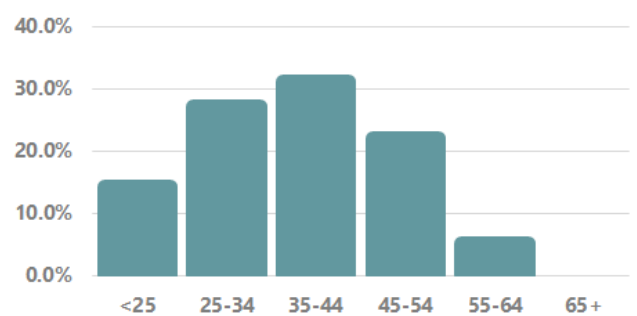


Figure 3. Frequency of drug-related deaths by drug type and contribution, 2017

Note: multiple drugs can contribute to a single death. As a result, the total number of deaths for the listed drug classes will exceed the total number of drug-related deaths.



BENZODIAZEPINE DEATHS BY SEX



AMPHETAMINE DEATHS BY AGE

The data presented in this fact sheet was extracted from the National Coronial Information System (NCIS) in May 2021. The dataset extracted contained every fatality reported to a New Zealand coroner between 1 January 2017 and 31 December 2017 that was coded as involving a pharmaceutical substance for human use, and where the coronial investigation had concluded and the case was closed on the NCIS. Population data was sourced from [Stats New Zealand](#). Visit the NCIS website for information on [data sources and limitations](#). To request a comprehensive data report, contact the NCIS or visit [www.ncis.org.au](#).

Unless otherwise stated, this content is provided under a [Creative Commons Attribution 4.0 International License \(CC BY 4.0\)](#), with the exception of logos, images or branding. Attribution must be provided to the NCIS.

More fact sheets are available on the NCIS website

Need support?

We acknowledge that this content may be distressing. If you or someone you care for is in need of assistance, **support services** are available.