

NCIS FACT SHEET

Injury deaths in New Zealand in 2015

1333

injury deaths
in 2015

26 deaths

per week
on average

40.1%

of all reportable
deaths in 2015

Cases are considered injury deaths where the death was caused by an external mechanism, such as a transport incident, drug toxicity or drowning.

Injury deaths occurred in a higher proportion of males than females. The majority of male deaths occurred in those aged 25 - 44 years, and females in those aged 45 - 64 years.

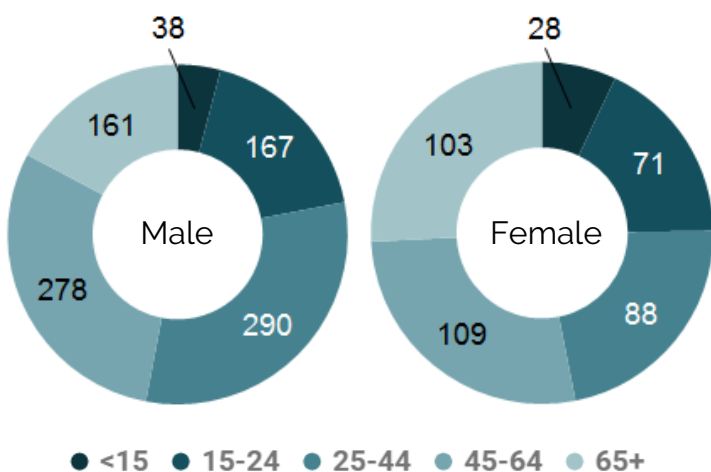


Figure 1. Frequency of injury deaths by age group and sex, 2015

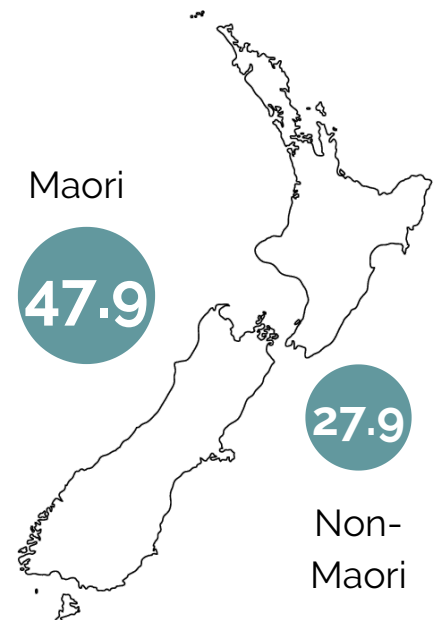


Figure 2. Rates of injury deaths per 100,000 by ethnicity, 2015

The national rate of injury deaths was 30.6 deaths per 100,000 population. Injury deaths of Maori people was higher than the national rate, at 47.9 deaths per 100,000 (Figure 2).

29.0% of all injury deaths occurred in people aged between 45 and 64 years

The majority of injury deaths were unintentional, and more than one third (39.2%) were classified as intentional self-harm (Figure 3).

The highest frequency of injury deaths were transport-related (26.9%). The majority of fall-related deaths occurred in older people aged 65 years and above. The highest frequency of transport-related deaths occurred in people aged 25 - 44 years. The majority of firearm-related deaths occurred in men.

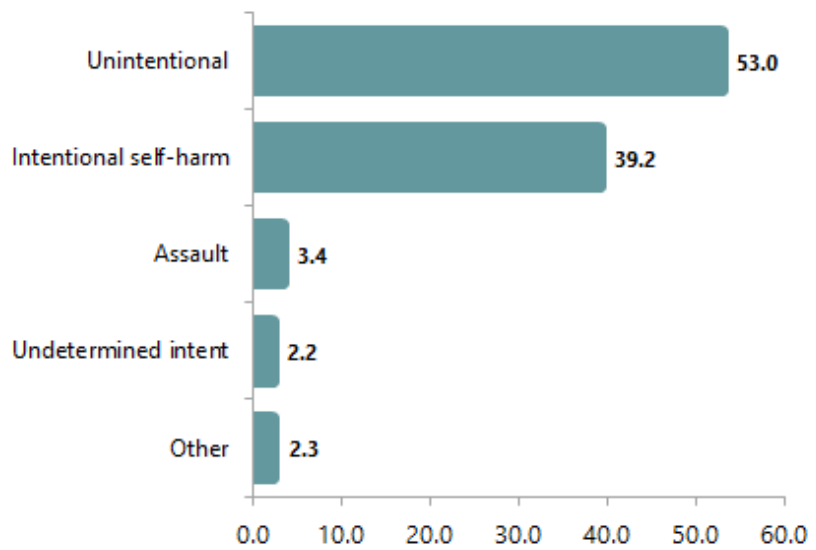


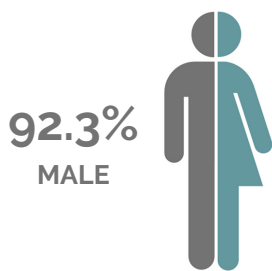
Figure 3. Percentage of injury deaths by intent, 2015



52.0%
OF FALL-RELATED DEATHS
OCCURRED IN THOSE AGED 65
YEARS AND ABOVE



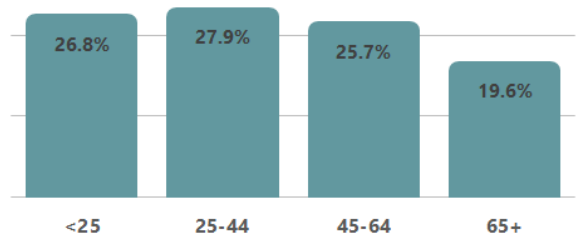
29.2%
OF DEATHS AMONG VEHICLE
DRIVERS OCCURRED IN THOSE
AGED 25 TO 44 YEARS



92.3%
MALE

7.7%
FEMALE

FIREARM-RELATED DEATHS BY SEX



TRANSPORT-RELATED DEATHS BY AGE

The data presented in this fact sheet was extracted from the National Coronial Information System (NCIS) in May 2021. The dataset extracted contained every fatality reported to a New Zealand coroner between 1 January 2015 and 31 December 2015 where the case type field was coded as due to external cause(s), and where the coronial investigation had concluded and the case was closed on the NCIS. Population data was sourced from [Stats New Zealand](https://www.stats.govt.nz/). Visit the NCIS website for information on [data sources and limitations](#). To request a comprehensive data report, contact the NCIS or visit www.ncis.org.au.

Unless otherwise stated, this content is provided under a [Creative Commons Attribution 4.0 International License \(CC BY 4.0\)](https://creativecommons.org/licenses/by/4.0/), with the exception of logos, images or branding. Attribution must be provided to the NCIS.

More fact sheets are available on the NCIS website

Need support?

We acknowledge that this content may be distressing. If you or someone you care for is in need of assistance, **support services** are available.