

# NCIS FACT SHEET

## Intentional self-harm deaths in New Zealand in 2014

**506**

intentional self-harm deaths in 2014

**10 deaths**

per week on average

**15.6%**

of all reportable deaths in 2014

**Intentional-self harm refers to a death that occurred due to purposefully self-inflicted poisoning or injury.**

Intentional self-harm deaths occurred in a higher proportion of males than females. The majority of male deaths occurred in those aged under 25 years, and females in those aged 45 - 54 years. More than one third (36.2%) of all intentional self-harm deaths occurred in people aged between under 35 years.

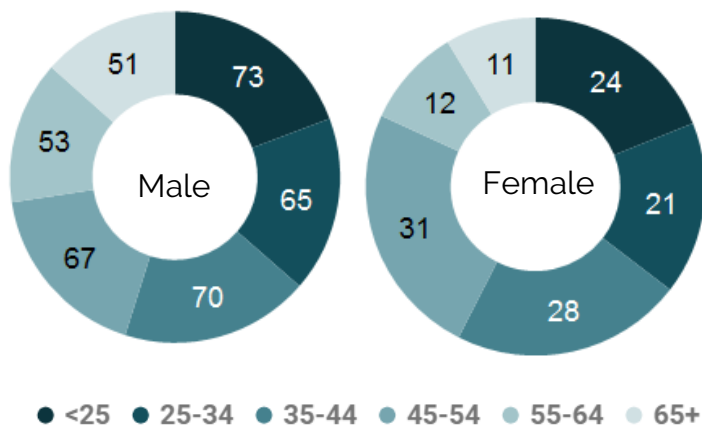


Figure 1. Frequency of intentional self-harm deaths by age group and sex, 2014



***intentional self-harm deaths decreased by 0.3 deaths per 100,000 from 2013 to 2014***

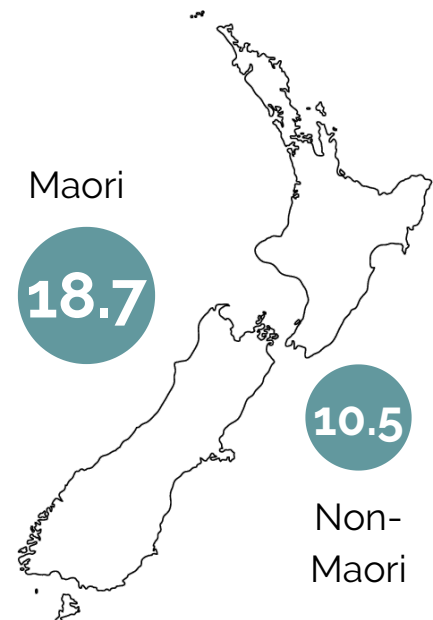


Figure 2. Rates of intentional self-harm deaths per 100,000 by ethnicity, 2014

The national rate of intentional self-harm deaths was 11.6 deaths per 100,000 population. Intentional self-harm deaths of Maori people was higher than the national rate, at 18.7 deaths per 100,000 (Figure 2).

The most common mechanism of injury in intentional self-harm deaths in 2014 was asphyxiation by hanging (Figure 3). This is consistent with 2013 data.

The percentage of hanging deaths decreased in the older age groups, while remaining the most common mechanism across all age groups. The percentage of pharmaceutical drug toxicity and firearm-related deaths increased in the older age groups.

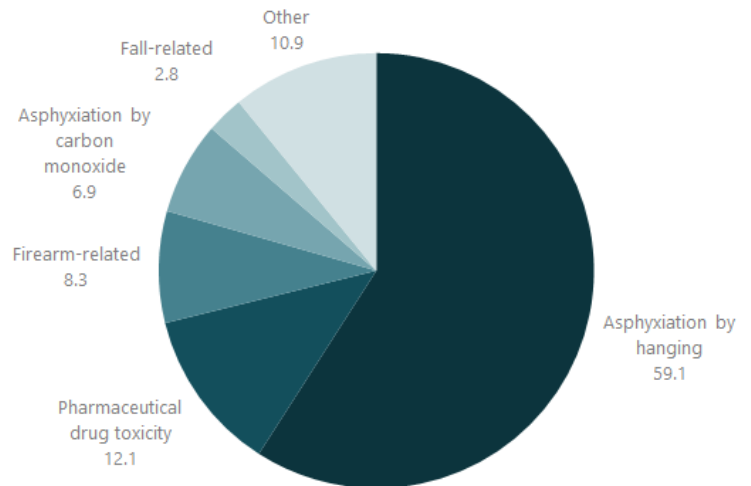



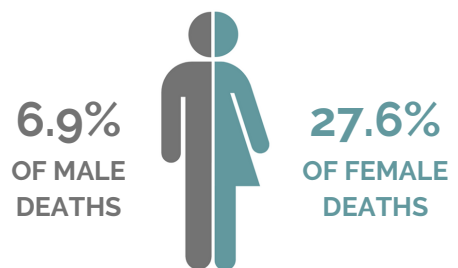
Figure 3. Percentage of intentional self-harm deaths by mechanism of death, 2014

## Mechanism of injury by sex


### HANGING




### PHARMACEUTICAL DRUG TOXICITY



### FIREARM-RELATED



### CARBON MONOXIDE ASPHYXIA



The data presented in this fact sheet was extracted from the National Coronial Information System (NCIS) in May 2021. The dataset extracted contained every fatality reported to a New Zealand coroner between 1 January 2014 and 31 December 2014 that was coded as intentional self-harm, and where the coronial investigation had concluded and the case was closed on the NCIS. Population data was sourced from [Stats New Zealand](https://www.stats.govt.nz/). Visit the NCIS website for information on [data sources and limitations](#). To request a comprehensive data report, contact the NCIS or visit [www.ncis.org.au](http://www.ncis.org.au).

Unless otherwise stated, this content is provided under a [Creative Commons Attribution 4.0 International License \(CC BY 4.0\)](https://creativecommons.org/licenses/by/4.0/), with the exception of logos, images or branding. Attribution must be provided to the NCIS.

**More fact sheets are available on the NCIS website**

**Need support?**

We acknowledge that this content may be distressing. If you or someone you care for is in need of assistance, **support services** are available.