

# NCIS FACT SHEET

## Intentional self-harm deaths in Australia in 2018

**2823**

intentional self-harm deaths in 2018

**54 deaths**

per week on average

**16.0%**

of all reportable deaths in 2018

**Intentional-self harm refers to a death that occurred due to purposefully self-inflicted poisoning or injury.**

Intentional self-harm deaths occurred in a higher proportion of males than females. The majority of male deaths occurred in those aged 45 - 54 years, and females in those aged 35 - 44. More than one third (35.7%) of all intentional self-harm deaths occurred in persons aged between 35 and 44 years.

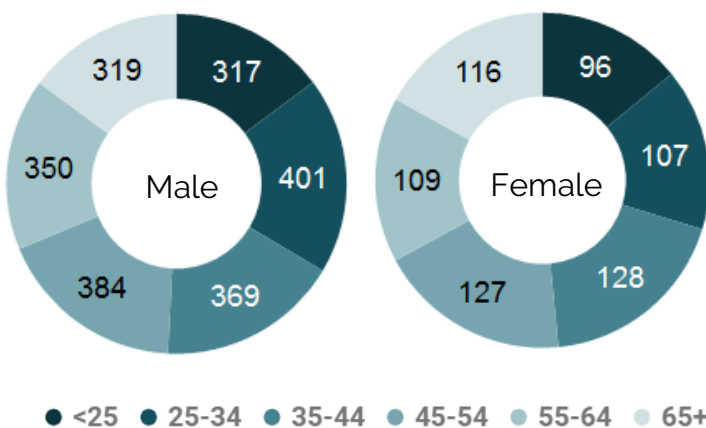


Figure 1. Frequency of intentional self-harm deaths by age group and sex, 2018

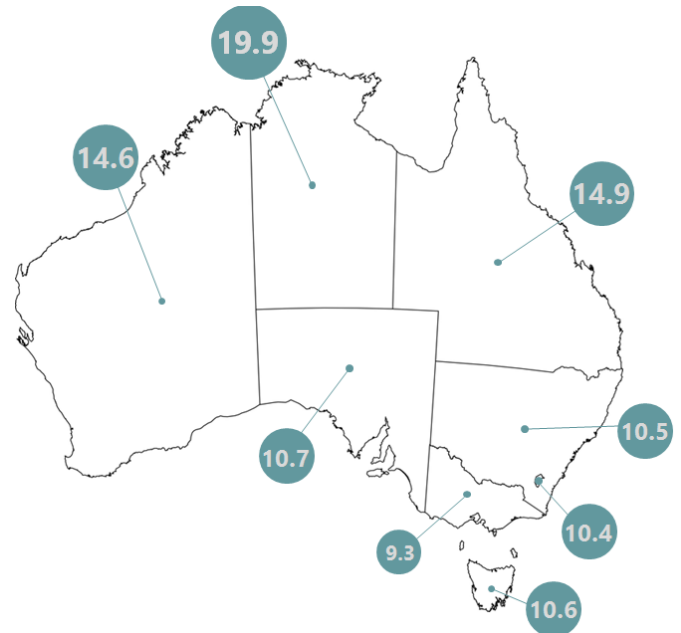


Figure 2. Rates of intentional self-harm deaths per 100,000 by jurisdiction of investigation, 2018

The national rate of intentional self-harm deaths was 11.7 per 100,000 population (Figure 2). The Northern Territory had the highest rate at 19.9 deaths per 100,000, and the lowest occurred in Victoria (9.3 deaths per 100,000).



**intentional self-harm deaths decreased by 0.5 deaths per 100,000 from 2017 to 2018**

The most common mechanism of injury in intentional self-harm deaths in 2018 was asphyxiation by hanging (Figure 3). This is consistent with 2017 data.

The percentage of hanging deaths decreased in the older age groups, while remaining the most common mechanism across all age groups. The percentage of pharmaceutical drug toxicity and firearm-related deaths both increased in the older age groups.

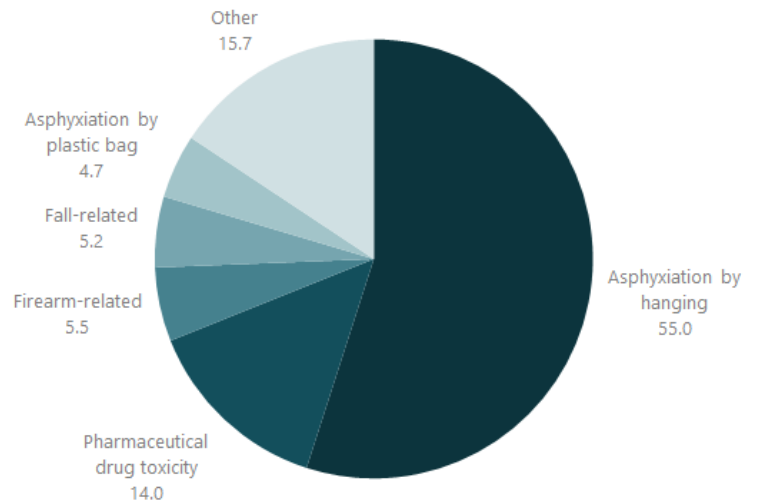



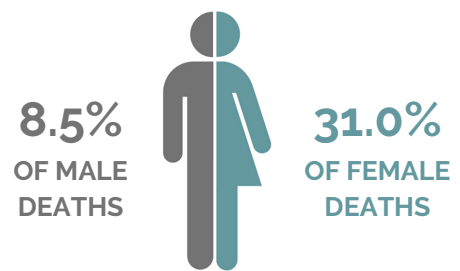
Figure 3. Percentage of intentional self-harm deaths by mechanism of death, 2018

## Mechanism of injury by sex

### HANGING



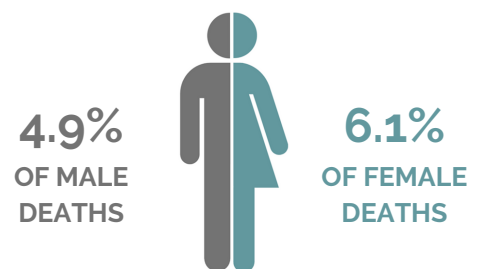
### PHARMACEUTICAL DRUG TOXICITY



### FIREARM-RELATED



### FALL-RELATED



The data presented in this fact sheet was extracted from the National Coronial Information System (NCIS) in January 2021. The dataset extracted contained every fatality reported to an Australian coroner between 1 January 2018 and 31 December 2018 that was coded as intentional self-harm, and where the coronial investigation had concluded and the case was closed on the NCIS. Population data was sourced from the Australian Bureau of Statistics. Visit the NCIS website for information on [data sources and limitations](#). To request a comprehensive data report, contact the NCIS or visit [www.ncis.org.au](http://www.ncis.org.au).

Unless otherwise stated, this content is provided under a [Creative Commons Attribution 4.0 International License \(CC BY 4.0\)](#), with the exception of logos, images or branding. Attribution must be provided to the NCIS.

**More fact sheets are available on the NCIS website**

**Need support?**

We acknowledge that this content may be distressing. If you or someone you care for is in need of assistance, **support services** are available.