

# NCIS FACT SHEET

## Injury deaths in Australia in 2018

**8102**

injury deaths in 2018

**156 deaths**

per week on average

**46.0%**

of all reportable deaths in 2018

Cases are considered injury deaths where the death was caused by an external mechanism, such as a transport incident, drug toxicity or drowning.

Injury deaths occurred in a higher proportion of males than females. The majority of male deaths occurred in those aged 25 - 44 years, and females in those aged 65 years and above.

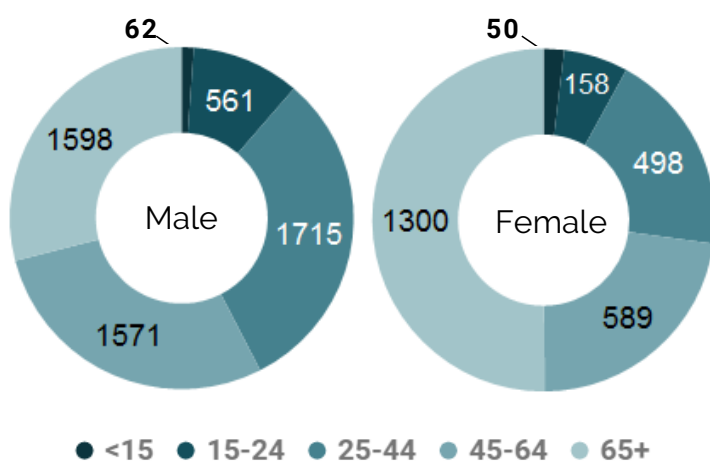


Figure 1. Frequency of injury deaths by age group and sex, 2018

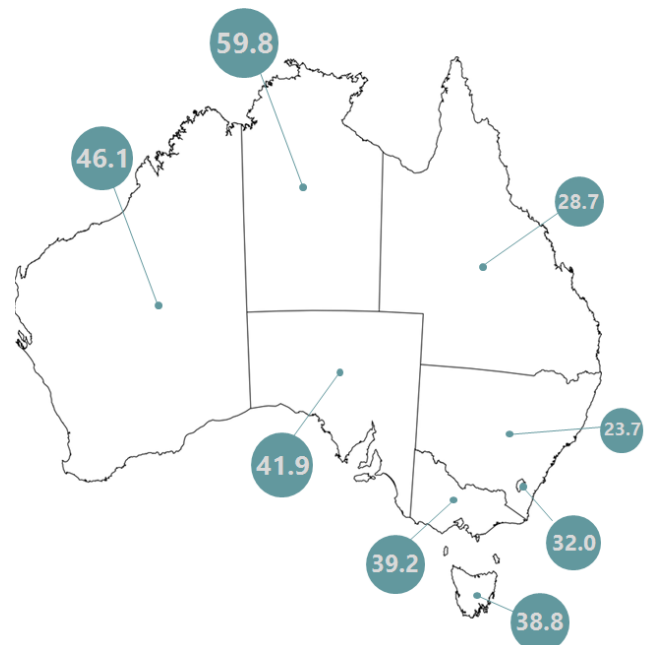


Figure 2. Rates of injury deaths per 100,000 by jurisdiction of investigation, 2018

Rates of injury deaths in New South Wales, Queensland and the Australian Capital Territory were lower than the national rate of 33.5 deaths per 100,000 population. The Northern Territory had the highest rate at 59.8 deaths per 100,000.

**35.8%** of all injury deaths occurred in people aged 65 years and older

The majority of injury deaths were unintentional, and one third (34.8%) were classified as intentional self-harm (Figure 3).

The highest frequency of injury deaths were fall-related. The majority of fall-related deaths occurred in older persons aged 65 years and above. The frequency of firearm-related deaths increased with age. The majority of firearm-related deaths occurred in men.

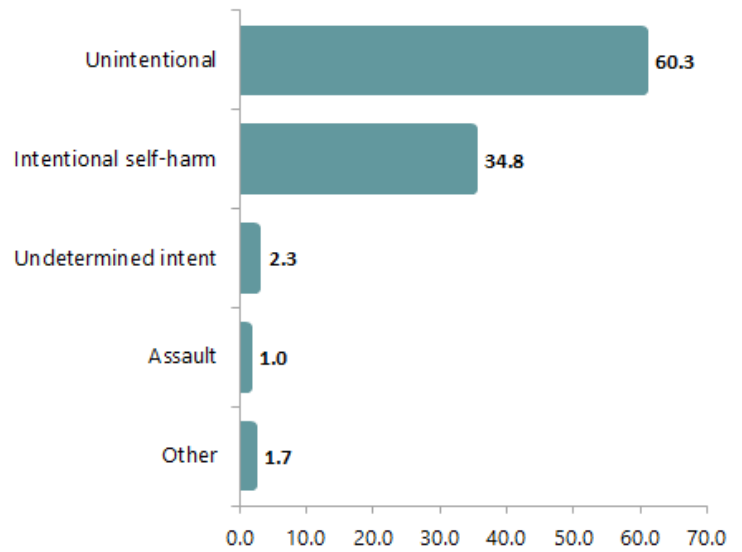


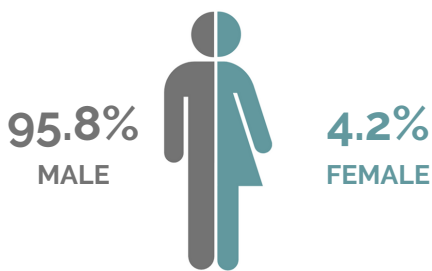
Figure 3. Percentage of injury deaths by intent, 2018



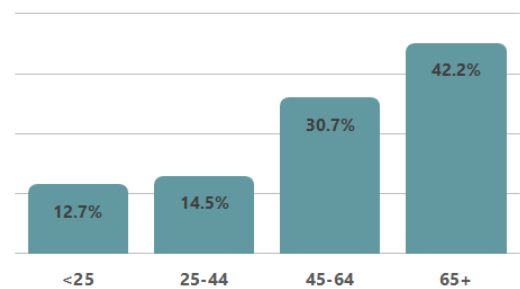
**84.9%**  
OF FALL-RELATED DEATHS  
OCCURRED IN THOSE AGED 65  
YEARS AND ABOVE



**35.7%**  
OF DEATHS AMONG VEHICLE  
DRIVERS OCCURRED IN THOSE  
AGED 25 TO 44 YEARS



**FIREARM-RELATED DEATHS BY SEX**



**FIREARM-RELATED DEATHS BY AGE**

The data presented in this fact sheet was extracted from the National Coronial Information System (NCIS) in January 2021. The dataset extracted contained every fatality reported to an Australian coroner between 1 January 2018 and 31 December 2018 where the case type field was coded as due to external cause(s), and where the coronial investigation had concluded and the case was closed on the NCIS. Population data was sourced from the Australian Bureau of Statistics. Visit the NCIS website for information on [data sources and limitations](#). To request a comprehensive data report, contact the NCIS or visit [www.ncis.org.au](http://www.ncis.org.au).

Unless otherwise stated, this content is provided under a [Creative Commons Attribution 4.0 International License \(CC BY 4.0\)](#), with the exception of logos, images or branding. Attribution must be provided to the NCIS.

**More fact sheets are available on the NCIS website**

**Need support?**

We acknowledge that this content may be distressing. If you or someone you care for is in need of assistance, **support services** are available.