

# NCIS FACT SHEET

## Injury deaths in Australia in 2014

**131 deaths**

per week  
on average

**6,819**

injury deaths in  
2014

**46.5%**

of all reportable  
deaths in 2014

Cases are considered injury deaths where the death was caused by an external mechanism, such as a transport incident, drug toxicity or drowning.

Injury deaths occurred in a higher proportion of males than females. The majority male deaths occurred in those aged 25 - 44 years, and females in those aged 65 years and above.

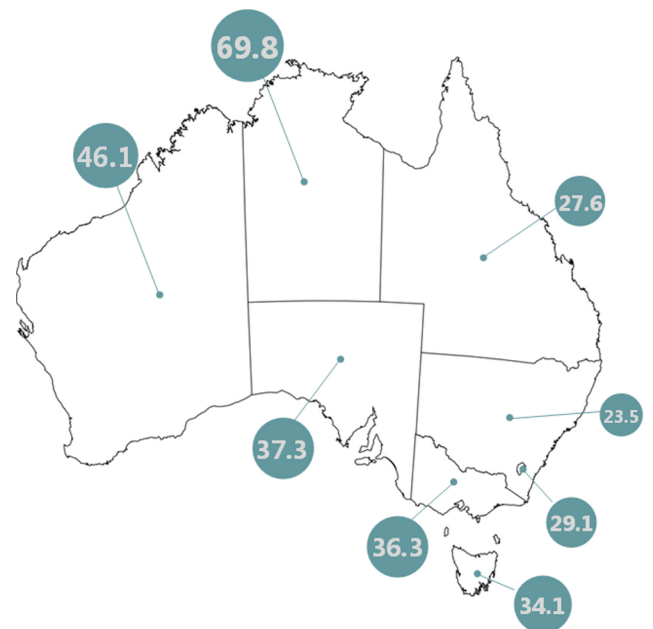


Figure 2. Rates of injury deaths per 100,000 by jurisdiction of investigation, 2014

Rates of injury deaths in the Australian Capital Territory, New South Wales and Queensland were lower than the national rate of 31.7 deaths per 100,000 population. The Northern Territory had the highest rate at 69.8 deaths per 100,000.

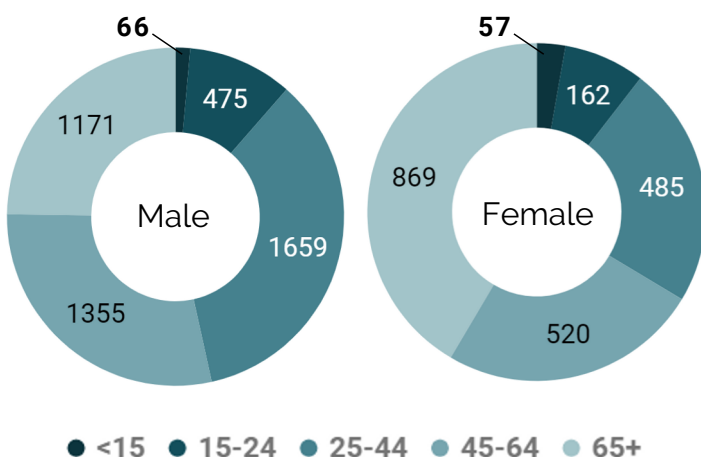


Figure 1. Frequency of injury deaths by age group and sex, 2014

**31.4%**

*of all injury deaths occurred in people aged between 25 and 44 years*

The majority of injury deaths were unintentional, and more than one third (37.8%) were classified as intentional self-harm (Figure 3).

The highest frequency of injury deaths were the result of pharmaceutical drug toxicity. The majority of fall-related deaths occurred in persons aged 65 years and above. The frequency of firearm-related deaths increased with age. The majority of firearm-related deaths occurred in men.

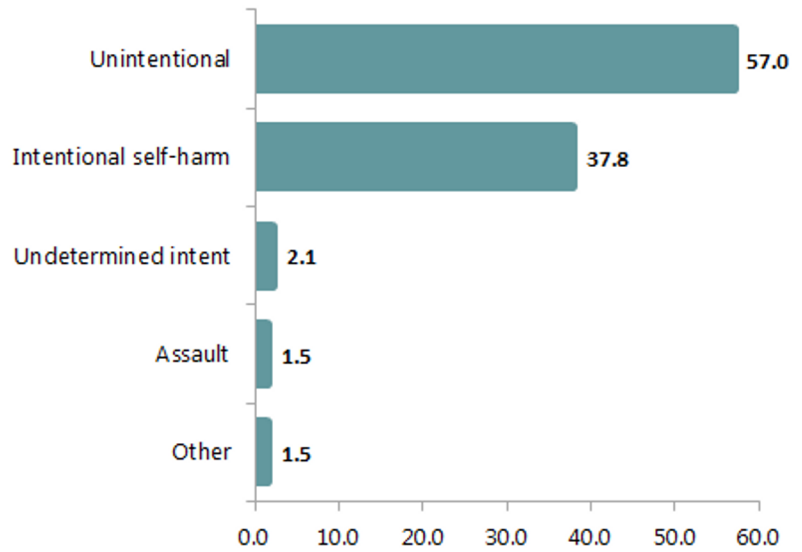


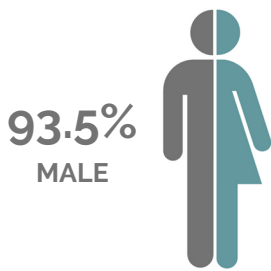
Figure 3. Percentage of injury deaths by intent, 2014



**79.4%**  
OF FALL-RELATED DEATHS  
OCCURRED IN THOSE AGED 65  
YEARS AND ABOVE



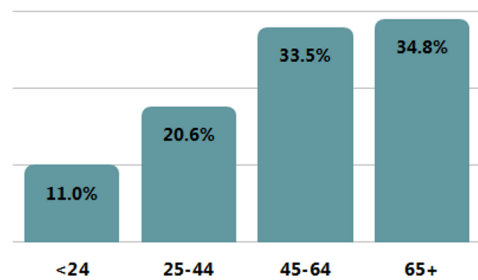
**36.2%**  
OF DEATHS AMONG VEHICLE  
DRIVERS OCCURRED IN THOSE  
AGED 25 TO 44 YEARS



**93.5%**  
MALE

**6.5%**  
FEMALE

**FIREARM-RELATED DEATHS BY SEX**



**FIREARM-RELATED DEATHS BY AGE**

The data presented in this fact sheet was obtained from the National Coronial Information System (NCIS) in January 2017. The dataset extracted contained every fatality reported to an Australian coroner between 1 January 2014 and 31 December 2014 where the case type field was coded as due to external cause(s), and where the coronial investigation had concluded and the case was closed on the NCIS. Population data was sourced from the Australian Bureau of Statistics. Visit the NCIS website for information on [data sources and limitations](#). To request a comprehensive data report, contact the NCIS or visit [www.ncis.org.au](http://www.ncis.org.au).

Unless otherwise stated, this content is provided under a [Creative Commons Attribution 4.0 International License \(CC BY 4.0\)](#), with the exception of logos, images or branding. Attribution must be provided to the NCIS.

**Refer to the [NCIS website](http://www.ncis.org.au) for more fact sheets**