

# NCIS FACT SHEET

## Intentional self-harm deaths in Australia in 2015

**52 deaths**

per week  
on average

**2,702**

intentional self-harm  
deaths in 2015

**16.0%**

of all reportable  
deaths in 2015

**Intentional-self harm refers to a death that occurred due to purposefully self-inflicted poisoning or injury.**

Intentional self-harm deaths occurred in a higher proportion of males than females. The majority of deaths for both sexes occurred in those aged 45 - 54 years. Two fifths of deaths (40.9%) occurred in persons aged between 25 and 44 years.

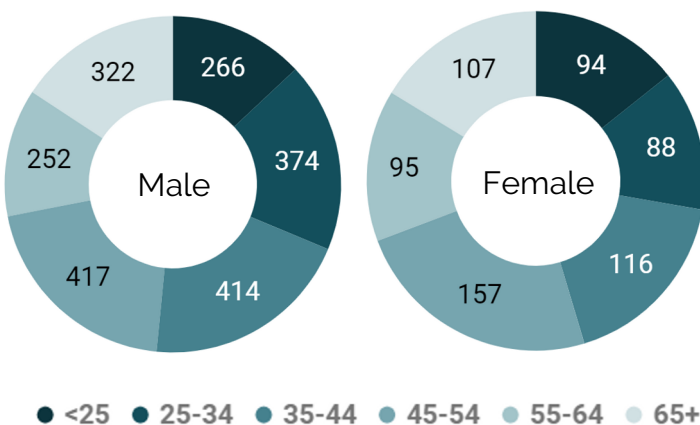


Figure 1. Frequency of intentional self-harm deaths by age group and sex, 2015

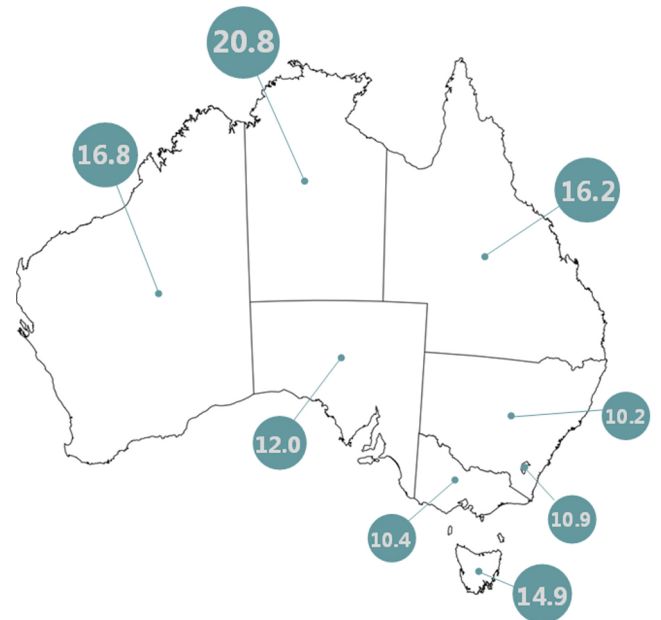


Figure 2. Rates of intentional self-harm deaths per 100,000 by jurisdiction of investigation, 2015

The national rate of intentional self-harm deaths was 12.6 per 100,000 population (Figure 2). The Northern Territory had the highest rate at 20.8 deaths per 100,000, and the lowest occurred in New South Wales (10.2 deaths per 100,000).



***intentional self-harm deaths increased by 2.4 deaths per 100,000 from 2014 to 2015***

The most common mechanism of injury in intentional self-harm deaths in 2015 was asphyxiation by hanging (Figure 3). This is consistent with 2014 data.

The percentage of hanging deaths decreased in the older age groups, while remaining the most common mechanism across all age groups. The percentage of pharmaceutical drug toxicity and firearm-related deaths both increased in the older age groups.

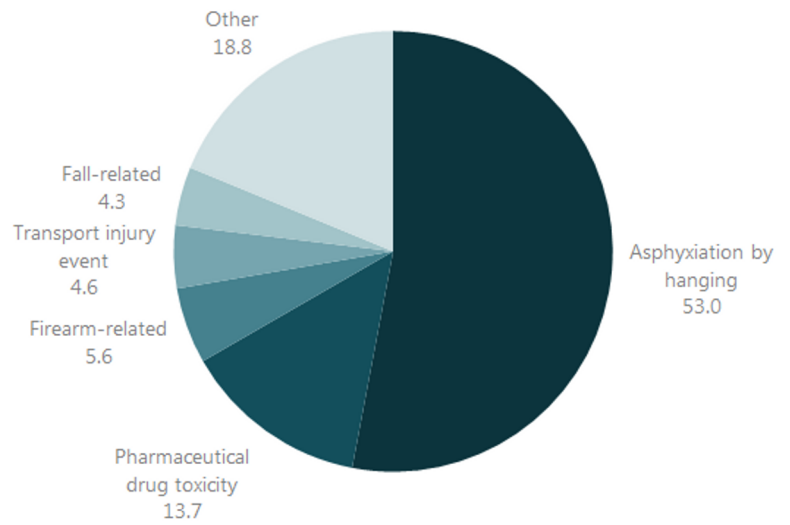
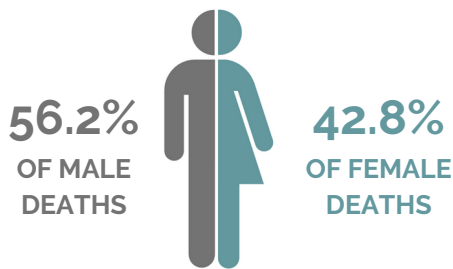



Figure 3. Percentage of intentional self-harm deaths by mechanism of death, 2015

## Mechanism of injury by sex

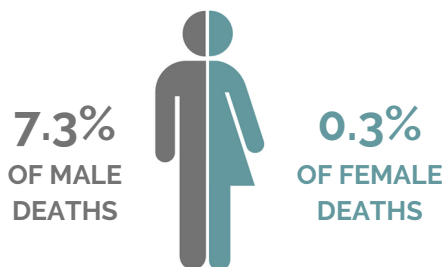
### HANGING




### PHARMACEUTICAL DRUG TOXICITY



### FIREARM-RELATED



### TRANSPORT INJURY EVENT



The data presented in this fact sheet was obtained from the National Coronial Information System (NCIS) in October 2017. The dataset extracted contained every fatality reported to an Australian coroner between 1 January 2015 and 31 December 2015 that was coded as intentional self-harm, and where the coronial investigation had concluded and the case was closed on the NCIS. Population data was sourced from the Australian Bureau of Statistics. Visit the NCIS website for information on [data sources and limitations](#). To request a comprehensive data report, contact the NCIS or visit [www.ncis.org.au](http://www.ncis.org.au).

Unless otherwise stated, this content is provided under a [Creative Commons Attribution 4.0 International License \(CC BY 4.0\)](#), with the exception of logos, images or branding. Attribution must be provided to the NCIS.

**Refer to the NCIS website for more fact sheets**