

NCIS FACT SHEET

Intentional self-harm deaths in Australia in 2014

50 deaths

per week
on average

2,580

intentional self-harm
deaths in 2014

14.7%

of all reportable
deaths in 2014

Intentional-self harm refers to a death that occurred due to purposefully self-inflicted poisoning or injury.

Intentional self-harm deaths occurred in a higher proportion of males than females. The majority of deaths for males occurred in those aged 35 - 44 years, and for females in those aged 45 - 54. Two fifths of deaths (40.3%) occurred in persons aged between 35 and 54 years.

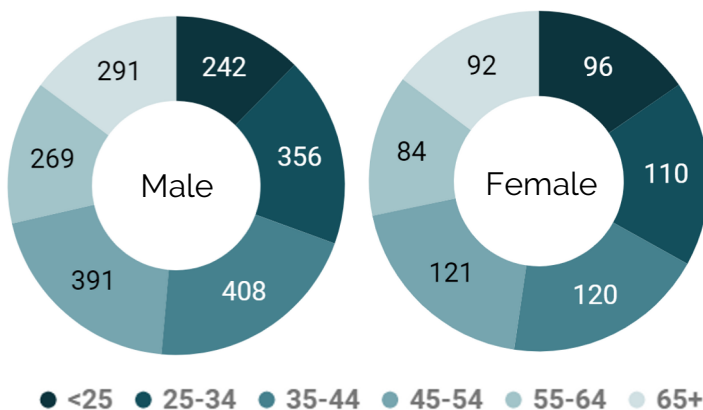


Figure 1. Frequency of intentional self-harm deaths by age group and sex, 2014

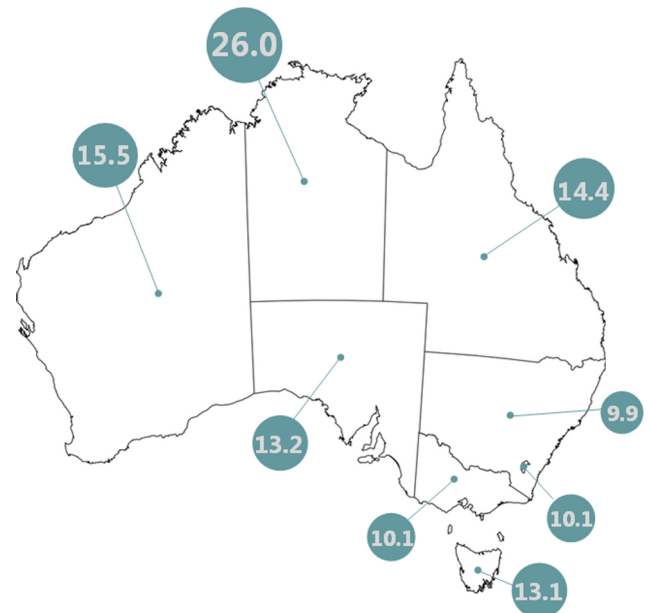


Figure 2. Rates of intentional self-harm deaths per 100,000 by jurisdiction of investigation, 2014

The national rate of intentional self-harm deaths was 12.0 per 100,000 population (Figure 2). The Northern Territory had the highest rate at 26.0 deaths per 100,000, and the lowest occurred in New South Wales (9.9 deaths per 100,000).



*intentional self-harm deaths increased by
1.6 deaths per 100,000 from 2013 to 2014*

The most common mechanism of injury in intentional self-harm deaths in 2014 was asphyxiation by hanging (Figure 3). This is consistent with 2013 data.

The percentage of hanging deaths decreased in the older age groups, while remaining the most common mechanism across all age groups. The percentage of pharmaceutical drug toxicity and firearm-related deaths both increased in the older age groups.

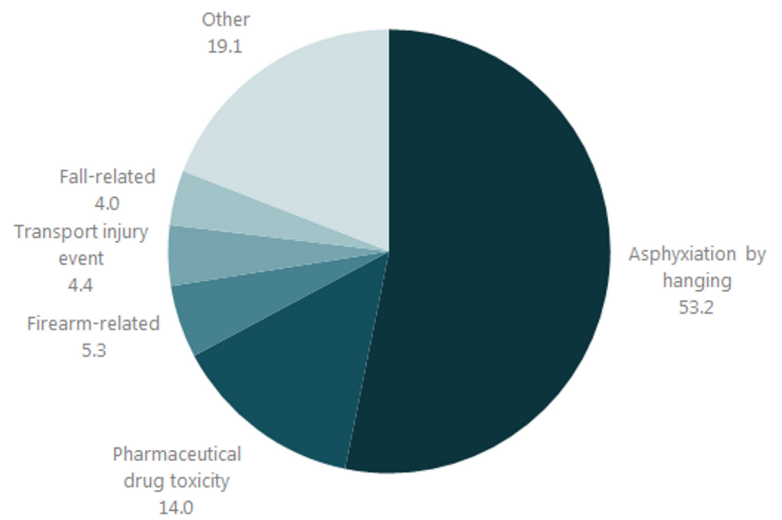




Figure 3. Percentage of intentional self-harm deaths by mechanism of death, 2014

Mechanism of injury by sex


HANGING




PHARMACEUTICAL DRUG TOXICITY



FIREARM-RELATED



TRANSPORT INJURY EVENT



The data presented in this fact sheet was obtained from the National Coronial Information System (NCIS) in January 2017. The dataset extracted contained every fatality reported to an Australian coroner between 1 January 2014 and 31 December 2014 that was coded as intentional self-harm, and where the coronial investigation had concluded and the case was closed on the NCIS. Population data was sourced from the Australian Bureau of Statistics. Visit the NCIS website for information on [data sources and limitations](#). To request a comprehensive data report, contact the NCIS or visit www.ncis.org.au.

Unless otherwise stated, this content is provided under a [Creative Commons Attribution 4.0 International License \(CC BY 4.0\)](#), with the exception of logos, images or branding. Attribution must be provided to the NCIS.

Refer to the [NCIS website](http://www.ncis.org.au) for more fact sheets